



Volvo Trucks. Driving Progress

VOLVO FM





THE VOLVO FM

Evolution
by **Volvo Trucks**



A close-up, low-angle shot of the Volvo FM dashboard. The central infotainment screen is illuminated, displaying a music player interface with the song 'Mono Mind - Mia-Melter' and a 'DJ' button. Below the screen, the climate control panel features several buttons and a red hazard light indicator. The overall lighting is dim, emphasizing the dashboard's controls.

In shape for your business.

The Volvo FM is smoother around the edges, more spacious and more intelligent than ever. It's your office on wheels. Your business partner and an extension of yourself at the same time. It's a tool that's going to take you far. Are you ready?

Find out more at [your local dealer](#)

AGILE AND CAPABLE

The office on wheels.


It's always been the work companion that helps your days run smoothly. And it can be tailored to specialise in exactly your types of assignments. Evolution brings you the intelligent and versatile Volvo FM, now with even more interior space and comfort, expanded safety features and the tools for an even more efficient day.

From a distance, it's clear this is the next step in evolution. The look is familiar – but the profile is more upright, the shapes smoother, and the headlamp character more distinct. The window areas are generous and the door line is low to provide a great all-round view from the driver's seat.

As soon as you get into the driver's seat – before you've even started the engine – you'll see this is a completely new driver interface, designed to make your job easier. And as soon as you're out on the road you'll feel the driveability of the Volvo powertrain.


This truck is ready for your workday.







Everything is
designed for a
reason.




EXTERIOR DESIGN

The face of evolution.

Are you a busy driver that wants to be on top of your business and what's happening in traffic? Have a look at the next evolution of the Volvo FM. It's the rolling workplace. And you're in charge.

The upright profile and the aerodynamic shape of the cab. The iconic headlamps. The generous window areas, the low door line and the elegant mirrors. The lines that embrace the front corner and stretch backwards to accentuate all the efficiency built in. Everything's there for a reason. To help you get work done in the

most efficient way and deliver on time. The Volvo FM is easy to get in and out of, a breeze to work around and you can easily see your surroundings from the driver position. It's built to be a dependable partner and to help you achieve your goals. To pave the way for profit and prosperity. Day in and day out.



THE INSIDE THAT WORKS



Exactly what you need. Where you expect it.

Hands on the wheel and eyes on the road – that was the mantra for the design team behind the driver interface. We put extra effort into the interface precisely so you don't have to pay it too much attention.

Have a seat and your right hand lands on the next generation I-Shift gear lever. The neck tilt function gets the steering wheel in your favourite position. The instrument cluster lights up – with an instrument display that is all digital and fully dynamic. The driver interface is adaptable and optimised for every situation – whether you're doing your daily check, going at full speed on the highway, navigating to your pickup point or loading your truck.

Most of the functions are controlled using steering wheel controls – evolution has come a long way. All so you can keep your hands on the wheel. To your right, the side display gives you access to media functions, communication tools and apps. It's the command centre for your mobile office. The entire interface is intuitive, adaptable and accessible, exactly the way you expect it to be. On top of it all, the cab is spacious and filled with smart storage spaces for the things you need.





**Excellent
visibility and
driving comfort.**



TAKING MEASUREMENTS

Tailored for you.

*Living space or loading space? Maximising weight or volume?
Driving around urban areas or long stretches between logistics hubs?
High or low, fast or slow? The Volvo FM is the most versatile
truck in the range and can be tailored for it all.*


You have six cab sizes to choose from. From the compact day cabs – that let you maximise your loading space while still enjoying great comfort – to the spacious sleeper and Globetrotter cabs. They are all easy to enter and offer excellent visibility and driving comfort. All cabs are generous with space and offer even smarter storages than you might be used to in a Volvo FM. Which one suits you best?

Are you pulling trailers or do you need a load carrier? Or any other purpose-built superstructure? The chassis is well prepared for body building and really easy to tailor for your transport solution. Need high load capacity without sacrificing manoeuvrability? Choose between two, three, four or five axles. The air suspended

front axles can take up to 10 tonnes of load each, for increased capacity or flexibility. If weight is an issue and you don't need to manage rough terrain, you can get your Volvo FM with a lightweight specification that lets you increase your payload and boosts your productivity.

A wide array of powertrains are available for the Volvo FM. Choose amongst diesel engines from 330 hp to 500 hp, which can also run on alternative fuels if you prefer. There's even the gas-powered Volvo FM LNG. The power is transmitted by the I-Shift transmission – with crawler gears or a dual clutch if you need.

Your local dealer will help you tailor your Volvo FM to your personal taste and requirements.



YOUR PRODUCTIVITY

Let's get some serious work done.

The Volvo FM can be loaded with features that let you do more, with less effort and in less time. We'll help you tailor your truck to your needs and your assignments.


For some types of transport, productivity is about much more than average speed and load capacity. A lot of it has to do with backing up at loading bays, loading, delivering, unloading, administrative work and other tasks that determine how much you'll get done during a shift. This truck is ready to balance it all.

For instance, the ease of getting in and out of the cab is more important the more times a day you do it. The Volvo FM cab offers a low driving position, enabling easy access and excellent visibility. Still, it offers space and comfort for the active professional driver. And tackling tight passageways and manoeuvring crowded loading bays is much easier with Volvo Dynamic Steering – and with pusher and tag axles that give generous steering angles.

The heart of the Volvo FM is of course the engine. Choose from D11 engines with outputs from 330 hp to 460 hp and D13 engines with outputs of up to 500 hp. There's power for every need. The I-Shift changes gear at the exact right moment to bring out the best of the engine power. engine power. And the I-Shift driving modes are even easier to use. The I-Shift with crawler gears lets you start easily with massive loads, crawl slowly and use fuel efficiently at high speeds. And with the I-Shift Dual Clutch, you can easily keep up a high average pace even in hilly terrain.

Behind the wheel, you not only have a great driving position, you also have access to all the communication tools you need to work efficiently, in the side display. When everything you need is organised and accessible, the job gets easier.






This truck
is ready for
it all.



The comfortable
rolling workplace.





YOUR FUEL EFFICIENCY

It's what you get out of it that counts.

Your truck is a magic machine. In your hands, it turns fuel into transport and a profitable business. With a Volvo FM, you're in control of your fuel costs and your environmental footprint. Above all, you're guaranteed to get the most out of every drop.

Fuel consumption figures tell you some things about fuel efficiency. But they don't give you the full picture of the productivity you get out of every drop. Everything from the aerodynamic Volvo FM cab and the powertrains to the Fleet Management services is engineered to save fuel without sacrificing performance or productivity.

Whatever output level you choose, the Volvo FM engine will wring out all possible performance from each drop of fuel. Plenty of torque is available at low revs and the I-Shift will select the right gear and shift at the exact right moment. The I-Shift with crawler gears gives you excellent startability and the ability to

crawl slow, without compromising fuel efficiency and comfort at higher speeds. With the I-Shift Dual Clutch, you'll be able to keep up a high pace and save fuel on hilly routes.

If you want to reduce your environmental footprint even further without compromising on performance, check out the gas-powered Volvo FM LNG.

Take a look at the I-See if you want to make it even easier to be fuel efficient. It optimises your speed and gear changes according to the topography on your routes.

With the Volvo FM, your fuel will be able to take you farther in more than one respect.



YOUR SAFETY

In charge. With backup.

We want you to be in complete control of your truck. Still, we want to help keep you safe at the same time. And if anything should happen, we want you well protected. So we built a whole lot of safety into the Volvo FM.


The Volvo FM cab offers visibility that few in the industry can beat. It's got generous window areas, optimised mirror design and you can even get an extra lower window in the passenger door for an even better view. The passenger corner camera covers the area close to the truck on the passenger side. In total, up to eight cameras can be connected – to optimise the view for your application. You can know what's going on around you and have the power to act with direct steering response and crisp handling. The downhill cruise control utilises the auxiliary brakes to keep down speed and engages the wheel brakes only if needed.

Support systems like Collision Warning with Emergency Brake and Volvo Dynamic Steering with Stability Assist and Lane Keeping


Assist offer a helping hand in situations that could otherwise have been disastrous. They're not there for comfort, they're safety functions that step in to correct and keep you within your intended margins. Through Dynafleet Safety, you can identify improvement potentials.

If an accident should occur, you're sitting in what could be the most protective cab in the transport industry. One that exceeds legal safety requirements. You're well guarded.

Safety is at the core of everything we do. For more than 50 years, we've had our own accident research team and know how to take a holistic approach to safety. It's all built in there.







YOUR UPTIME

Ready when you are.

*Load, drive and deliver on time. It's the time you use your truck that counts.
We built the Volvo FM to be ready when you are and avoid unplanned stops.
And you can tailor the support to match the beat of your business.*


A durable truck is the foundation of maximised uptime. The Volvo FM is built to never let you down – all the way from our designs and the materials we choose to the solutions that we offer ensure you can keep on going. A dual battery system that secures your startability even if you use a lot of onboard equipment when staying over in the cab. It all works for your uptime.

Eventually, components and systems get worn even on a Volvo truck. The Volvo FM can communicate remotely with the workshop to say how it's doing so that service and repairs can be planned according to your actual operation. This way you can swap unplanned stops for scheduled actions that require less

time in the workshop and lower costs for you.

The best way to maximise your uptime is a Volvo Gold Contract that includes all the service and repairs needed at a fixed monthly cost. The Flexi-Gold version follows the same concept, but the fee is tied to your monthly actual mileage. If your mileage drops, so do the costs for service and repairs. This is a suitable choice if the intensity of your business varies over the year. And you'll always have a truck that's ready when you are.

Check out volvotrucks.com or talk to your dealer to tailor the services for your needs.







THE VOLVO FM

**Facts. Choices.
Accessories.**

Tailoring your Volvo FM.

This is just a hint of all the choices you have when tailoring your Volvo FM to your needs. The full specifications and all possible options are available at your local Volvo dealer or at volvotrucks.com

Cabs



Low day cab



Day cab



Low sleeper cab



Sleeper cab



Globetrotter cab



Crew cab

Engines

11 LITRE	Max power	Max torque
D11K330 (245 kW)	330 hp at 1700–1800 r/min	1600 Nm at 950–1400 r/min
D11K380 (280 kW)	380 hp at 1700–1800 r/min	1800 Nm at 950–1400 r/min
D11K430 (317 kW)	430 hp at 1700–1800 r/min	2050 Nm at 1058–1400 r/min
D11K460 (339 kW)	460 hp at 1700–1800 r/min	2200 Nm at 1050–1400 r/min
13 LITRE		
D13K420 (309 kW)	420 hp at 1400–1800 r/min	2100 Nm at 860–1400 r/min
D13K460 (345 kW)	460 hp at 1400–1800 r/min	2300 Nm at 900–1400 r/min
D13K500 (368 kW)	500 hp at 1530–1800 r/min	2500 Nm at 980–1270 r/min
G13C420 (309 kW) gas-powered	420 hp at 1400–1800 r/min	2100 Nm at 1000–1400 r/min
G13C460 (338 kW) gas-powered	460 hp at 1700–1800 r/min	2300 Nm at 1050–1400 r/min

Gearboxes

I-SHIFT

12-speed splitter and range gearbox with automated gearchanging system. The version with dual clutch (SPO2812) enables rapid, seamless and comfortable powershifting. The version with crawler gears enables slow driving with full control of power.

Type	Top gear	Engine torque (Nm)	GCW approval (tonnes)
AT2412F	Direct	2400	44
AT2612F	Direct	2600	100
ATO2612F	Overdrive	2600	100
SPO2812 Dual Clutch	Overdrive	2800	80

POWERTRONIC











Fully automatic power-shift transmission with torque converter and oil cooler. Changes gears without power loss.

Type	Top gear	Engine torque (Nm)	GCW approval (tonnes)
PT2106	Direct	2100	44
PT2606	Direct	2600	60

Tractor axle configurations

 4×2	 6×2 (pusher axle)	 6×2 (tag axle)	 6×4	 8×4
---	--	---	---	--

Rigid axle configurations

 4×2	 6×2 (tag axle)	 6×2 (pusher axle)	 6×4	 8×2 (dual front axles)	 8×2 (tridem)	 8×4 (dual front axles)
 8×4 (tridem pusher axle)	 8×4 (tridem tag axle)	 10×4 (dual front axles, tag axle)				

● = Drive axle.

⊙ = Non-driven axle (tag, pusher or front axle).

Here's a small selection of specifications – but there are more to choose from. Ask your local dealer or visit **www.volvotrucks.com** to learn more.



ACCESSORIES

Your truck. Your way.

*The Volvo FM isn't really complete until you're behind the wheel –
with all the gear and functionality you need for your work and life on the road.
We have the accessories you need to fully outfit your truck the way you want it. Your way.*

Have a closer look at www.volvotrucks.com
and talk to your dealer how to really make it yours



7 reasons to choose the Volvo FM.

The highlights of the rolling workplace!

1 THE MODERN CABS. Upright profile provides more interior space, generous window areas and a low door line for excellent visibility around the truck, even in busy environments. With premium materials and smart storage in the cab, the Volvo FM is a modern workplace for active drivers.



2 EASY TO TAILOR. Choose from nine different engines – including gas-powered ones. Which one of the six cab sizes suits you? Do you need two, three, four or five axles? It's easy to tailor your Volvo FM to your power needs and any of your customer's special requirements.

3 THE ERGONOMIC WORKPLACE. The Volvo FM lets you work efficiently without wearing yourself out. The cab is easy to enter and exit safely. The neck tilt function lets all drivers find their perfect driving position. And Volvo Dynamic Steering is made to take the strain off any driver's shoulders.



4 THE LOAD CAPACITY. You can choose a surprisingly lightweight version to maximise your payload for weight sensitive transport. On top of that, the air suspended front axles can take up to 10 tonnes each. And if you need to get really heavy, there's a leaf suspended bogie that takes a full 38 tonne bogie load.



5 THE DRIVER INTERFACE. An instrument cluster that's fully digital and adapted to your truck, your needs and your driving requirements. And a side display that puts you in control of your communication tools and apps. So you can keep your hands on the wheel and your eyes on the road.

6 THE VISIBILITY. The Volvo FM offers excellent visibility with its generous window areas and well-designed mirrors. On top of that, you can add up to eight cameras – one of them being the passenger corner camera, positioned in the passenger side rearview mirror – with camera views presented in the side display. It will put you well on top of the traffic situation, your truck and your load.



7 THE I-SHIFT RANGE. For the Volvo FM, you can choose from a wide variety of hardware and software within the I-Shift family. The I-Shift driving modes are easier than ever to use. With crawler gears that let you crawl slow and run lean, the I-Shift Dual Clutch shifts gear with no interruption in power delivery. The I-Shift makes it beyond easy to drive safely and efficiently.





THE VOLVO FM

Take the next step.

The evolution continues. This is the rolling workplace, your office on wheels. Talk to your local dealer about your challenges, and you'll get a Volvo FM tailored to meet them. Flexible finance packages and tailored insurance policies from Volvo Financial Services help you make your investment – and protect it.

Find your nearest dealer at [volvotrucks.com](https://www.volvotrucks.com)

Some of the equipment shown or mentioned may only be available as options or accessories and may vary from one country to another in accordance with local legislation. Your Volvo dealer will be happy to provide you with more detailed information. Colours may vary somewhat owing to the limitations of the printing process. We reserve the right to alter product specifications without prior notification.



It runs in the family.

The evolution continues across our range of trucks.
Find out more at your local dealer or at www.volvotrucks.com



VOLVO FH16 Our most powerful truck, made to handle the most demanding environments. Easily keeps a high average speed with high payloads on hilly routes. Offers the highest level of comfort on the road.

Engine outputs: 550–750 hp.

Cabs: Five sizes.

Fuel alternatives: Diesel, Biodiesel, HVO.



VOLVO FH The ultimate long haul experience. A custom-made truck that improves your business through excellent uptime and optimised fuel efficiency. Outstanding driving environment and comfort for drivers who spend their lives on the road.

Engine outputs 420–540 hp.

Cabs: Five sizes.

Fuel alternatives: Diesel, LNG, Biodiesel, HVO.



VOLVO FMX A robust, smart and safe truck that ensures the highest level of uptime and productivity even in the most challenging environments. Offers comfortable driving and great visibility.

Engine outputs: 330–540 hp.

Cabs: Six sizes.

Fuel alternatives: Diesel, Biodiesel, HVO.



VOLVO FE Offers a high load capacity in a more compact and agile format. Easy to drive, with unique features for better visibility and ergonomics. Available with an all-electric powertrain.

Engine outputs: 250–350 hp.

Electric: 400 kW/330 kW.

Cabs: Four sizes.

Fuel alternatives: Diesel, CNG, Biodiesel, HVO, Electric.



VOLVO FL Offers a high load capacity and light terrain ability in a compact format. Easy to drive and easy to own. Available with an all-electric powertrain.

Engine outputs: 210–280 hp.

Electric: 200 kW/165 kW.

Cabs: Three sizes.

Fuel alternatives: Diesel, HVO, Electric.

VOLVO

Volvo Truck Corporation
volvotrucks.com