



GRANITE

DISTRIBUTION



VERSATILE. ROBUST. BUILT FOR LINE HAUL.

Versatile and robust, the Mack Granite range is just as at home working in dense urban traffic, construction sites or open highway. Making it perfect for local or interstate distribution and heavy construction applications.

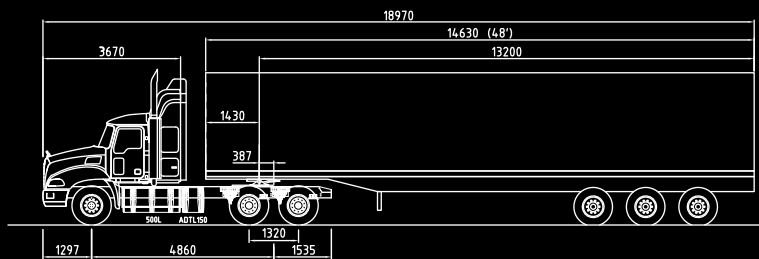
The Mack Granite distribution model is designed to give you the flexibility to match the truck to the job perfectly, the Granite range comes in two axle configurations: 6x4 and 8x4, with a Gross Combination Mass (GCM) of up to 110 tonnes.

Equipped with the Mack MP8 engine, coupled with *mDRIVE* (our automated manual transmission), the Mack Granite offers versatility to suit your application perfectly.

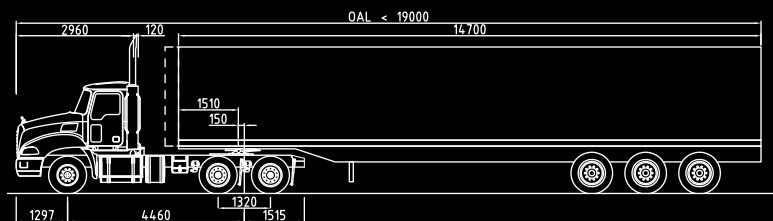
FEATURES

- » Perfect for open highway, local and interstate distribution work
- » Powered by the Mack MP8 500Hp or 435Hp engine delivering up to 1,840 lb-ft torque
- » *mDRIVE* automated manual transmission takes all the effort out of gear changes
- » Superb visibility and easy access
- » Quiet and comfortable cab
- » Great fuel economy and low emissions
- » Optional Road Stability Advantage rollover prevention
- » Mack Grade Gripper – hill start assist

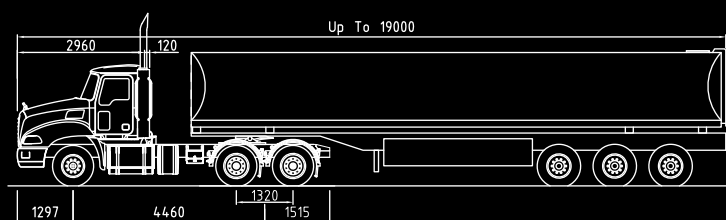
Designed and built in Australia for Australian conditions



GRANITE 6X4 36" SLEEPER WITH SINGLE TRAILER



GRANITE 6X4 DAY CAB WITH 48' SEMI-TRAILER



GRANITE 6X4 DAY CAB WITH FUEL TANKER



*Model shown is for illustration purposes only. Contact your Authorised Dealer for details of current options available.

BORN READY.

GRANITE

DISTRIBUTION

ENGINE & TRANSMISSION

ENGINE

- » Mack MP8 12.8 litre
- » Maxi-Cruise torque settings
- » Selective Catalytic Reduction (SCR)
- » Emission Level Euro5 (ADR80/03)

Horsepower (Hp)	435	500
Torque (lb-ft)	1655	1840

ENGINE BRAKE

- » Advanced PowerLeash engine brake
- » Engine retarding power up to 315Kw (495hp) @ 2,100rpm

AIR INTAKE & FILTER

- » Donaldson 279mm (11") Single dry type element
- » Under bonnet air intake

FILTERS

- » 2 full flow and 1 bypass engine mounted oil filters
- » 2 step dual engine mounted fuel filters/water separator

AIR COMPRESSOR

- » 2 CYL. 900 litres/min WABCO compressor

AIR DRYER

- » Bendix AD-IS air dryer

ALTERNATOR

- » Leece Neville 12volt/160Amp Brushed
- » Leece Neville 12volt/160Amp Brushless (optional)
- » Leece Neville 12volt/185Amp Brushless (optional)

STARTER

- » Delco Remy 39MTHD 12volt electric starter
- » Key type start and stop

FAN

- » Behr Visco Drive (electric over viscous fan clutch)
- » 750mm (29.5") 9-blade nylon fan

RADIATOR

- » NL3, Frontal area 1,435in²

EXHAUST

- » Single RHS frame mounted catalyst with stainless heat shield
 - Outlet single RHS or twin 152mm (6") vertical exhaust (Day Cab)
 - Outlet single LHS 152mm (6") vertical exhaust (Sleeper Cab)
 - Outlet single 127mm (5") underframe outlet (optional)
- » Exhaust tip height above ground 3.5mtr (standard) 4.2mtr (optional)

TRANSMISSION

- » Manual and Automated Manual transmissions (Refer Transmission Chart)
- » Transmission oil cooler

CLUTCH

- » Single Plate 430mm (17") (*mDRIVE*)
- » Eaton 394mm (15.5") Easy Pedal with VCT Plus
- » Eaton 'Solo' with VCT Plus (optional)
- » Air assist clutch release

DRIVELINE

- » Spicer 10 series
- » SPL Maintenance Free (option)

PTO OPTIONS

- » Rear of engine PTO
- » Transmission mounted PTO (optional on *mDRIVE*)
- » Prep kit, switch, wiring and software (*mDRIVE*) (optional)

TRANSMISSION SPECIFICATIONS

MAKE	MODEL	MAX TORQUE CAPACITY	FWD GEARS	REV GEARS	LO/HI	TYPE
Mack <i>mDRIVE</i>	AT2612D (Direct)	1,920ft-lbs	12	2	14.94/1.0	Automated Manual
Mack	T310MLR (CA)	1,800ft-lbs	10	6	27.30/0.71	Manual
Mack	T318 (CA)	1,800ft-lbs	18	3	13.44/0.71	Manual
Eaton	RTLO16918	1,650ft-lbs	18	4	14.40/0.73	Manual
Eaton	RTLO20918	2,050ft-lbs	18	4	14.40/0.73	Manual

Note: RTLO16918 and MP8 435hp <50tonnes

AXLES, SUSPENSIONS & BRAKES

FRONT AXLE

- » Mack FXL with unitised hubs (Refer Steer Axle Chart)
- » Axle position: Axle Back 1,297mm Bumper to Front Axle

FRONT SUSPENSION

- » 1,321mm (52") long springs (Refer Steer Axle Chart)

BRAKES

- » Front automatic slack adjusters
- » Type 20 front brake boosters
- » Type 24 brake boosters
- » S' Cam with iron drums
- » S' Cam with centrifuse drums (optional)
- » Rear automatic slack adjusters
- » Type 24/30 brake boosters (8x4 only)
- » Type 30/30 brake boosters (6x4 only)
- » S' Cam with cast iron drums
- » S' Cam with centrifuse drums (optional)
- » Low tare alloy hubs (optional)
- » ABS or (optional) ABS with Traction Control
- » Grade Gripper - Hill Start Assist (with *mDRIVE*)
- » Road Stability Advantage (ESP - Electronic Stability Program) – optional

STEERING GEAR

- » Sheppard M100P
- » Steering ratio 18.9:1

REAR AXLES

- » Mack, Meritor and Dana axle optionals (Refer Drive Axle Chart)
- » Ratings 18 to 21 tonne (up to 24 CA)

REAR SUSPENSION

- » Air and spring (optional) (Refer Drive Axle Chart)
- » Ratings 18 to 21 tonne (up to 24 CA)
- » Out board mounted shock absorbers
- » In-board mounted shock absorbers (optional)

INTER-AXLE/WHEEL LOCKS

- » DCDL one axle only (vendor axles only)
- » DCDL's on both axles (optional on Mack and vendor)
- » Mack Power Divider (standard with Mack axles)

WHEELS

- » 10-stud 8¼" (285mm PCD) steel disc
- » 10-stud options:
 - 10-stud 8¼" (285mm PCD) machine buff / polished alloy / DURABRIGHT alloy discs
 - 10-stud 9" (285mm PCD) polished alloy or DURABRIGHT alloy discs

TYRES

- » Bridgestone / Michelin tyres

STEER AXLE SPECIFICATIONS

MAKE	MODEL	CAPACITY	SUSPENSION*	COMMENTS
Mack	FXL 14.6	14,600lbs (6.6t)	(P3,M7)	Standard axle
Mack (Aus)	Twin FXL 14.6	29,200lbs (13t)	(P3)	Load share mechanical
Mack (NZ)	Twin FXL 14.6	29,200lbs (13t)	(P3)	Non-load share mechanical
Meritor	FG941	14,600lbs (6.6t)	(P3,M7)	Disc brakes (CA)

* Parabolic Standard Duty (P), Multileaf Standard Duty (M), Multileaf Heavy Duty (H) – Number = Leaf Qty

DRIVE AXLE SPECIFICATIONS

MAKE	MODEL	CAPACITY	RATIOS**	RATIOS (<i>mDRIVE</i>)	SUSPENSION
Mack	S40	40,000lbs (18t)	4.19, 4.50, 4.80	3.11, 3.25, 3.40	Twin Y
Mack	S440	44,000lbs (20t)	4.35, 4.73, 5.02 / 4.19, 4.50, 4.80	3.11, 3.25, 3.40	AL460
Mack	S462	46,000lbs (21t)	4.35, 4.73, 5.02 / 4.19, 4.50, 4.80	3.11, 3.25, 3.40	CAMELBACK
Mack	S652 (CA)	65,000lbs (29.5t)	5.22, 5.88	4.36, 4.6	AD260 / CAMELBACK
Meritor	RT40-145	40,000lbs (18t)	4.33, 4.63	3.07, 3.21, 3.42	MaxLite 40 / AL460 / MIL-M
Meritor	RT46-160	46,000lbs (21t)	4.30, 4.56, 4.89	3.07, 3.21, 3.42	AL460/AP460/AD246/MIL-H
Meritor	RT50-160	50,000lbs (23t)	4.30, 4.56, 4.89	3.07, 3.21, 3.42	AP460 / AD246 (CA)
Meritor	RT52-185	52,000lbs (23.6t)	4.30, 4.56, 4.89, 5.38	n/a	AD260 / MIL-X (CA)

** Mack ratios in GOLD relate to Mack 150 series carriers/Mack ratios in BLACK relate to Mack 200 series carriers

CHASSIS

CHASSIS

- » Advantage 300mm x 90mm x 7mm[†]
138,000psi/RBM 1,730,000in lb
 - » Advantage 300mm x 90mm x 8mm[†]
156,000psi/RBM 1,940,000in lb
 - » Advantage 300mm x 90mm x 9.5mm[†]
184,000psi/RBM 2,240,000in lb
 - » Advantage 300mm x 90mm x 11.1mm[†]
212,000psi/RBM 2,590,000in lb
- [†] Dependent on wheel base and axle capacity

WHEELBASE

- » 4,460mm (175.6") to 5,250mm (206.6")

AFTERFRAME

- » 1,365mm (53.7") to 1,555mm (61.2") rear overhang
- » All chassis lengths can be specified with tapered rail ends

CAB SUPPORT

- » Front: Two metalastic pivot mounts
- » Rear: Air isolation with dual shock absorbers
- » Rear panard rod

FRONT BUMPER/ FUPS

- » Front Underrun Protection
- » Light weight alloy bumper
- » Polished alloy fold-down bullbar (optional)

FUEL TANKS

- » 26" round polished alloy tanks (Refer Wheelbase Chart)
AdBlue Tank (LHS) location
- » 60 litre plastic (8x4 only)
- » 125 litre stainless steel 26" round
- » 150 litre stainless steel 26" round (optional)

REMOTE BREATHERS

- » Transmission, fuel and axle remote breather kit (optional)

CHASSIS ACCESS STEP

- » Staired and perforated 2 step design (optional)

BATTERIES

- » Four 12volt Bulldog batteries, high capacity (620 CCA)
- » LH and RH frame mounted with black battery box cover
- » Polished aluminium battery box cover (optional)
- » Batteries mounted in sleeper if fitted
- » Stacked battery box (CA)

TRAILER CONNECTIONS

- » Trailer - connections back of cab
- » Trailer - connections back of cab and rear of frame (optional)
- » Air: Service and emergency blanking plugs
- » Electrical: 12volt 7-pin female base HD with 5mm² cabling

ELECTRICAL

- » Chassis harness with protective conduit

GRANITE WHEELBASE SPECIFICATIONS

WHEELBASE (mm)*	EXHAUST TO CENTRE OF DRIVE (mm)				MAXIMUM FUEL CAPACITY	ADBLUE TANK CAPACITY	TURNING CIRCLE (m)
	Day Cab	Super Cab	40" Sleeper	46" Sleeper			
Bumper to Back of Cab	2960	3570	3775	3930			
4460	2677	2187			700L	125L	15.9
4710	2927	2437	2232		1000L	150L	17
4910	3127	2637	2432	2277	1000L	150L	17.3
5060	3277		2582	2427	1000L	150L	17.8
5210	3427			2577	1000L	150L	18.3
5510 (Rigid only)	3727				850L	125L	19.2
5810 (Rigid only)	4027				850L	125L	20.1

GVM: (6x4) up to 26,000kg[†] **GCM:** Up to 110 tonnes[†]

* Wheelbase calculated using 1320mm Bogie Spread. Maximum fuel capacity is VSS selectable combinations with batteries mounted on chassis.

Turning circle measure to be used as a guide only, refer to WIS. [†]Subject to application.

CAB

TELEMATICS

Mack telematics system - speak with your Authorised Dealer for further information.

SHELL

- » Fusion Cab, ECE29 (cab strength test) compliant
- » Two piece windscreen

CAB INTERIOR

- » Overhead storage (up to 3 pockets based on cab configuration)
- » Rear Wall storage available (based on cab configuration)
- » Door Storage (2 pockets)
- » Cup Holders in dash
- » Centre storage console (available based on cab configuration)
- » Interior Trim - pleated ultra leather or diamond plate

CAB (CONT.)

CAB INTERIOR (CONT.)

- » Central locking available
- » Power windows available
- » Self cancelling signals available
- » Internal grab handles

Speak with your Authorised Dealer for all options

SEATS

- » Driver: ISRI 'Big-Boy' air-ride Premium: 'MACK' embossed cloth trim, LH arm rest, upper, side and lower lumbar support with oscillating base and fore/aft seat cushion adjustment
- » Driver: ISRI 'Big-Boy' air-ride (optional): cloth trim, upper, side and lower lumbar support with fore/aft seat cushion adjustment
- » Passenger: ISRI fixed cushion
- » Passenger: ISRI premium air ride seat with upper and lower lumbar support, and fore/aft seat cushion adjustment (optional)

STEERING WHEEL

- » Bulldog soft touch rubber grip 457mm (18") diameter
- » Elite leather grip steering wheel (optional)
- » Adjustable tilt and telescopic steering column

INSTRUMENT

- » Driver information display: Co-Pilot
- » Speedometer/odometer (electronic)
- » Tachometer/hourmeter (electronic)
- » Voltmeter, engine hours, distance, trip recording
- » Engine coolant temperature, fuel and AdBlue levels
- » Primary and secondary air pressure
- » Oil pressure and oil temperature

FULL GAUGE PACKAGE

- » Manifold pressure, transmission temperature, exhaust temperature, brake application pressure, front and rear drive axle temperature

WINDSCREEN WIPERS

- » Electronic variable-speed, intermittent wipers with washer
- » Reservoir mounted under bonnet

AUDIO SYSTEM

- » Premium Radio/CD player including hands free
- » iPod connector and USB connector

COMMUNICATIONS

- » GME CB radio (optional)
- » GME UHF radio (optional)

CLIMATE CONTROL

- » HVAC integral cab air conditioner/heater
- » Electronic controls
- » Replaceable dust intrusion filter

COURTESY LAMPS

- » Drivers/Passengers door entry lighting
- » Ambient floor lighting

SAFETY & WARNING

- » Set of 3 safety warning triangles
- » Door mounted emergency procedure guide (optional)
- » Emergency eye wash bottle (optional)
- » 2.5kg in cab mounted fire extinguisher (optional)

TYRE EQUIPMENT

- » Wheel lug wrench kit
- » Bottle jack (optional)

CAB EXTERIOR

- » Fibreglass bonnet and polyfibre fenders with splash aprons
- » Bonnet tilts forward with spring assist
- » Chrome grille surround and side air intakes
- » Black nylon bonnet hold down straps
- » Bright finish bonnet hold down straps (optional)
- » Stainless bug screen integrated with grille
- » Painted external sunvisor

HEADLAMPS

- » Hella integral light/indicator unit with polycarbonate lens

MARKER & TAIL LAMPS

- » 5 roof-mounted amber lights and 3 in 1 tail lamp
- » LED roof clearance and tail lamps (optional)

REVERSING ALARM

- » Chassis mounted back up alarm (optional)

WARNING BEACON

- » Single amber revolving roof beacon (optional)
- » Dual Revolving Beacon (optional)
Beacons are fitted to the sleeper when a sleeper option is selected.

HOOK UP LAMP

- » Rear of cab mounted hook up lamp (optional)

MIRRORS

- » Heated 'West Coast' mirrors with stainless steel arms
- » LH and RH 7" spotter mirrors
- » LH and RH power mirrors (optional)
- » LH down mirror (optional)

WINDSCREEN STONE GUARD

- » Matt black mesh windscreen stone guard (optional)

PAINT & ACCESSORIES

PAINT TYPE & COLOUR

- » Cab/sleeper: Single non-metallic cab colour (Incredible white standard)
- » Chassis: Single non-metallic chassis colour (black standard)
- » Epoxy Mine specification primer (CA)

ACCESSORIES

- » Many factory fitted accessories which are not listed, are also available
- » All customers are encouraged to see their Authorised Dealer for full details



GET THE TOTAL PACKAGE.

Mack Genuine Parts are as tough as your truck. With premium materials and precision engineering, they're built to take whatever the road can throw at them.

Mack Total Support gives you the added confidence of warranties, servicing and maintenance from the people who made your machine.

Find more about Mack Total Support at macktrucks.com.au/parts-and-services/

Contact your dealer today and ask them to arrange for a Mack Driver Development Trainer to contact you.

1300 MY MACK



macktrucks.com.au

BORN READY.

Granite-D-05-12-2014 Printed in Australia

The information in this brochure was current at the time of publication. Mack Trucks reserves the right to make changes in specifications, equipment and design, or to discontinue models, options or extras without notice at any time. MACK and the Bulldog design are registered trademarks. All rights reserved. V-MAC is a registered trademark. All rights reserved.