



HINO 500

SERIES WIDE CAB



PERFORMANCE, COMFORT, TECHNOLOGY AND SAFETY

TESTED TO THE LIMITS OF DURABILITY AND RELIABILITY

Quality, Durability and Reliability (QDR) are the principles the Hino reputation and name are built on. The Hino 500 Series Wide Cab is a great example of QDR in action. With every component, body and engine part being tested and retested for performance and longevity in all manner of road and weather conditions. It is this constant drive and determination to be the best that sets the 500 Series Wide Cab apart, delivering superior performance, comfort, technology and safety standards. No wonder Hino have claimed a tenth consecutive class victory at the legendary tough Dakar Rally.



DELIVERING LOADS OF WHAT MATTERS

Smooth responsive performance. Build quality that takes hard work in its stride. Safety standards that are built in, not added on. In developing the 500 Series Wide Cab, Hino engineers were driven to excel. Driver and cab comfort have a high priority. The technology is user-friendly and advanced. Cab space is generous with appointments to make driving easier and more efficient. A wide range of engine and transmission choices, including the 6-speed Allison automatic transmission, offer you loads of options.



INNOVATION AND TECHNOLOGY AT WORK

By combining smart, driver-aware technology with superior design, Hino have created a great working environment. You'll appreciate clever features like fully adjustable, air suspension driver and passenger seats, tilt and telescopic steering and fatigue-reducing pendulum style pedals. The Driver Instrument Panel can be read easily from various angles in different lighting conditions. The on-board technology including state of the art Multimedia Unit and Reverse Camera as standard help improve work conditions, safety and performance. The option of a satellite navigation system will prove invaluable to many.

Navigation System (optional)

Get there faster and easier with the Hino truck-specific satellite navigation system. This system is live-enabled with over-the-air updates and alternate routing suggestions.

Telematics – Hino Traq (optional)

Ingenious system linking you to your truck or trucks 24/7 in real time. Get up to the minute, pinpoint accurate truck locations, fuel efficiency and safety optimisation reports. Even allows you to analyse and compare driver performance.

Reverse Camera

Invaluable safety feature. Waterproofed from the elements. It offers wide view, high definition (almost 360 degree) vision, along with infrared night vision. Allows driver to hear alerts loading and unloading, via a microphone with volume control.

Driver Instrument Panel

Easily read from all angles in all light. Every model is equipped with a tachometer, speedometer and full suite of warning gauges and lights.

DIN Mounting Holes
The dash features blank DIN mounting holes for accessories that may be added later.

Multimedia Unit
Enlarged 6.5" capacitive screen. Highly intelligent system capable of connecting up to 4 multi-position cameras. Comes with Android operating system, DAB+ radio. Bluetooth with voice dialling, Wi-Fi, over-the-air updates and a range of Hino apps.

12V Socket
Charge accessories and phone batteries on the move and always be in touch with the office or family. 120-watt output means you can easily charge smartphones or tablets.

SAFETY IS IN OUR DNA

It's important to make sure that you have the very best safety equipment. That's why Hino made building in class-leading safety an integral part of the design and development of the 500 Series Wide Cab. That meant incorporating an Active Safety Package as standard – super smart features designed to proactively help safeguard against accident situations. In fact, the 500 Series Wide Cab was the first truck in its class to offer Vehicle Stability Control (VSC) and a Reverse Camera as standard.

Anti-Slip Regulator (ASR)*

Commonly known as traction control. ASR can apply the brakes on individual wheels and control engine torque to provide enhanced traction under acceleration on slippery surfaces or when a vehicle has lost traction because it is bogged.

Vehicle Stability Control (VSC)*

Designed to prevent the truck from rolling over when entering a corner too fast by actively monitoring steering angle, wheel rotation speed, yaw rate and lateral G forces. VSC also enhances vehicle stability on slippery surfaces by autonomously reducing engine power and applying brake pressure to individual wheels, helping prevent sliding.

Anti-Lock Braking System (ABS)*

Heavy braking applications prevents wheel lock by spelling potential danger for truck drivers and other road users. ABS modulates braking pressure to help the driver maintain vehicle control and road safety.

Photographs are representative only and may not reflect actual vehicle colours, accessories, or option packages. Please check with your dealer regarding colour order and timing for delivery.
* The driver remains solely responsible for driving safety. This safety system is a secondary aid to assist the driver and has limitation in recognition and performance. Please refer to our website videos for full details.

SAFETY COMES STANDARD

To make a truck really safe a manufacturer must prioritise safety across the board – during design and engineering, at build stage and when fitting vehicle accessories. It's no accident the Hino 500 Series Wide Cab boasts a complete safety package. In addition to active safety features like VSC and ASR, the Hino 500 Series Wide Cab has UN ECE R29-rated cab strength*, SRS driver airbag, ADR84/00 Front Underrun Protection (FUP), Easy Start, Cruise Control, Fog Lamps and more.

Cab Safety Cell*
Your cab has been built to the high standards for improved driver and passenger safety. All single cab models meet tough ECE R29 European crash certification.

Driver SRS Airbag
All models have a SRS airbag-equipped steering wheel to protect the driver in event of a front-on collision.

Easy Start
Innovative safety feature available on all manual models in the range. Prevents roll-back when starting on hills by maintaining brake force even after the brake pedal has been released.

Fog Lamps
Foggy conditions can be a killer particularly on country roads. All models have white LED fog lamps fitted low in the bumper bar to provide the best possible view of what's ahead.

Engine Immobiliser
To protect against theft, the immobiliser ensures the engine cannot be started unless the factory-supplied key is used.


FUP (Front Underrun Protection)
A structural feature at the bottom front of the truck which prevents a car being trapped underneath in the event of a collision. FUP also helps keep steering intact so the vehicle can be safely steered away from further serious impact. Hino is the only Japanese truck to have standard ADR84/00 FUP compliance on all medium-duty models.

*All Hino 500 Series Wide Cab models meet UN ECE R29-rated cab strength, excluding FG 1628 Crew. Photographs are representative only and may not reflect actual vehicle colours, accessories, or option packages. Please check with your dealer regarding colour order and timing for delivery.



THE POWER TO PERFORM

The Hino 500 Series Wide Cab is built to work hard over the long haul. That means equipping it with engine choices which deliver great performance and efficiency year after year. Hino gives you a choice of two engines and a range of transmission types too, depending on your needs. Both engines, the Hino J08E and Hino A09C, have been enhanced to deliver increased torque, greater cooling and improved fuel efficiency. The Hino J08E 6-cylinder engine has a power output of 280hp (206kW). Torque has been increased by 7% to 883Nm. The Hino A09C 6-cylinder engine is the more powerful option, up to 350hp (257kW) and 1422Nm with the manual transmission. Allison automatic transmission models deliver 320hp (235kW) and 1275Nm.



Engine/Euro 5

A choice of two different sized engines and three power ratings with this model type: 280hp 883Nm 8-litre engine; 320hp 1275Nm 9-litre engine; 350hp 1422Nm 9-litre engine.

Stop Start System

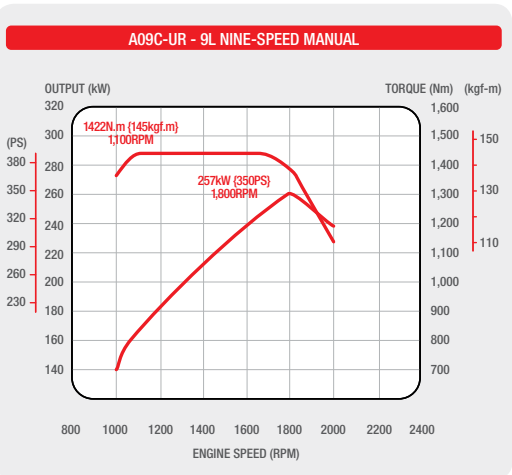
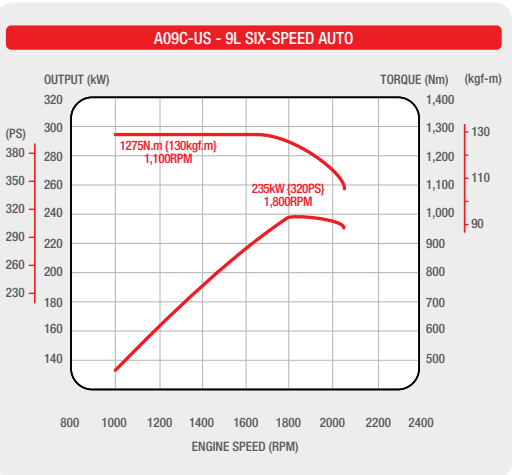
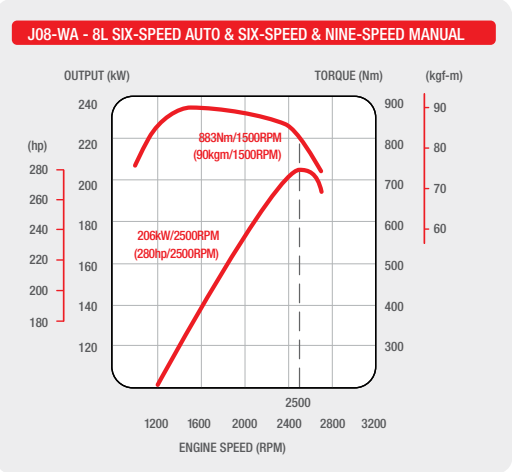
Reduce fuel expenses and cut operating costs. This fuel saving technology, standard on all manual models, stops and restarts the engine when the vehicle is stationary, avoiding long unnecessary idle times.

ECO Run Mode

All manual models are fitted with an ECO Run button, helping to maximise your fuel efficiency.


Engine Brake

All models fitted with the A09C engine feature an engine compression brake (Jake type) for engine-retarder auxiliary braking and exceptional downhill control. Better known as a Jacobs Engine Brake® or 'Jake Brake', Hino offers Australia's only true Engine Brake for Japanese-built medium-duty trucks.



TRANSMISSIONS' DRIVING PERFORMANCE

There is a wide selection of drivelines to suit every driver, route and delivery need, city, regional or rural. An expanded transmission range offers you a choice of one 6-speed and two 9-speed manuals – with three 6-speed automatic variants – designed for different applications and engine type. Depending on the specifications chosen, the Hino MX06, Eaton ES11109 or Hino M009OD can be deployed as manual transmissions. For those requiring automatic transmissions, 6-speed Allison units - with push button shift selector – are available across the 500 Series Wide Cab range.



Automatic and Manual

Available in 6-speed manual, 9-speed manual or 6-speed automatic transmission variants.

Push Button Allison Gear Selector

Automatic models feature the easy to read and use Allison Push Button Gear Selector.

Differential Lock

Differential cross locks are standard on the GH and FM models. By locking each of the two sets of wheels on the axle to the same rotational speed, this feature helps maximise traction.

A CAB BUILT FOR COMFORT

A comfortable, well-equipped cab helps drive improved performance. Starting with 4-point coil suspension and industry-leading, fully adjustable ISRI driver's seat with integrated seat belt. Enjoy tilt and telescopic steering with fatigue-reducing, pendulum style pedals. Drive in comfort with 3-way fan-forced air conditioning and heating. Appreciate the cleverly designed Driver Instrument Panel and advanced on-board technology, including a state of the art multimedia unit (Bluetooth, digital radio, Wi-Fi enabled) and Reverse Camera as standard.

Storage

Ample cab storage includes driver and passenger overhead consoles and several bottle holders (even a convenient one in the driver's trim pocket). The middle seat beside the driver folds down when not in use to provide document storage and a flat work space.

Driver Seat (ISRI 6860/870)

Built for comfort and function over the long haul. The assortment of lumbar support adjustments and integrated seat belt operation ensure a high level of comfort.

Air Conditioning

All models feature 3-way fan forced air conditioning and heating.

Tilt and Telescopic Steering

Easily tilt and reposition the steering wheel for optimum driving position and comfort. The telescopic steering column has a collision absorption steering wheel which helps protect the driver in event of a front-on collision.

Cab Suspension

Full floating, 4-point coil type cab suspension designed to keep the driver fresh, even after a long day. Single cab only.

Pendulum Style Pedals

Clutch, brake and accelerator pedals all pivot from the top resulting in reduced foot and ankle fatigue.

AN EXTERIOR THAT'S BOTH EASILY ACCESSIBLE AND READY TO WORK

A ton of design thought has gone into creating an exterior built to work and endure. Built to make the driver's life easier over the years. It's all constructed on a strong, smartly designed chassis with enhanced front and rear suspension. The electro-hydraulic operated cab tilts forward at the touch of a button. It offers optimum mirror visibility, easier accessibility and entry, the weight bearing advantages of aluminium wheels, and more.

Accessibility

Generous sized door openings, staircase steps and conveniently placed cab grab handles provide 3-point contact. All adds up to improved entry/exit accessibility and safety. Large self-cleaning footsteps keep mud and grit out of the cab.

Chassis

The grid hole chassis is manufactured from 620Mpa high tensile steel built to last over the long run. The chassis design is well liked by truck body manufacturers because it allows for easier installation.

Forward Tilting Cab

The electro/hydraulic operated forward tilting cab facilitates easy inspections without the need to remove panels. Also allows for faster and easier maintenance.

Visibility (Outer Mirrors)

A comprehensive offering consisting of individual large, flat, heated and electronically adjustable mirrors with a separate adjustable convex spotter mirror, plus an extra kerb observation mirror. You see whatever is behind, below or to the side of the cab. Improves safety and reduces possibility of property damage.

Rear Suspension

Multi-leaf and Hendrickson Airbag rear axle suspensions designed to carry maximum payloads with great stability, ride comfort and durability. Hendrickson Airbag drive-axle suspensions offer a road-friendly and comfortable ride with a consistent chassis height and higher legal payloads in applicable jurisdictions. Wide Cab models fitted with air suspension have an Electronic Control Air Suspension System (ECAS) for dock height alignment.

Front Suspension

Steer axle taper-leaf suspension provides enhanced ride quality and handling stability, with reduced weight. The 4x2 models incorporate a stabiliser bar for greater handling stability, especially carrying loads with a high centre of gravity.

FIT IT OUT AS YOUR TRUCK

Make your new truck yours with Hino Genuine Accessories. Manufactured to our exacting QDR standards, they fit first time, every time. Whether you want the full protection of a bullbar, the driving insurance of good sun visors or the comfort of sheepskin seat covers, insist on the quality and integrity of Hino Genuine Accessories. All backed by the peace of mind of a 3 Years Unlimited Kilometre Warranty* when fitted by an authorised Hino dealer.



Bullbar
Full Protection Bullbar
Aluminium



Weathershield



Wheel Cover



Bullbar
Low Profile



Sun Visor



DVR Camera System



Dash Mat



Rubber Floor Mats



UHF CB Radio



Tyre Pressure Monitoring System



Footwell Liner



Seat Covers - Canvas



Seat Covers - Carbon



Seat Covers - Sheepskin

* Please refer to the website for full terms and conditions on 3 years unlimited kilometre parts warranty.

CHOOSE THE MODEL FOR YOU

The Hino 500 Series Wide Cab range consists of nine models designed to suit different industries, all operating conditions and route needs. The range features two engine types, a choice of manual and automatic transmissions, wheelbase variants and rear suspension options. Simply choose the model best for you.

FG 1628



FG 1628 Crew



GH 1828



GH 1832 / GH 1835



FL 2628 / FM 2628



FM 2632 / FM 2635



DRIVEN TO DO MORE FOR YOU

THAT’S HINO **ADVANTAGE**

We’re committed to being by your side, doing everything we can to make it a more satisfying and profitable journey for you. So we’ve drawn on over 50-years of experience in Australia, as well as our long-standing association with the Toyota Motor Company, to develop a range of support solutions that deliver a comprehensive customer care program. It’s called Hino Advantage and it guarantees you a whole range of innovative business-building benefits that will save you money over the long haul.



All Hino trucks are built under our defining principles of **QDR Quality, Durability and Reliability**



Make better business decisions with our telematics system - **Hino Traq**



Hino Genuine Parts
Your best investment in successfully running a business



Go further and pay less over the long run with **Hino Capped Price Service***



Backed by the strength of **Toyota Financial Services**, Hino have a range of options to suit every business



Giving you access to every part of Hino Advantage quickly and easily - including 24/7 **Hino Roadside Assist**

CAPPED PRICE SERVICE*

Hino is the only truck manufacturer to offer Capped Price Servicing across the entire range. Capped Price Service makes it easier to work out what pricing to expect at your next service interval giving you the ability to not only budget ahead, but also reduce your overall operating costs. It’s never been easier to plan your annual business costs by using our Capped Price Service calculator available on our website.

Visit www.hino.com.au/capped-price-service-calculator/



Factory Trained Technicians



Advanced Hino Diagnostic Equipment



3 Years Unlimited Kilometre Parts Warranty*



Vehicle Software Updates



Nationwide Network Of Service Centres



*Servicing offer applies to all Euro 5 models onwards and available only at participating Hino dealerships. Capped service price is a maximum price. Capped service prices are valid for 12 months and are subject to annual review with effect from 1 January in each calendar year. Please refer to website or contact your nearest Hino dealer for full details of the offer and pricing. *Please see website for full terms and conditions.



For further information please visit hino.com.au or call 1300 014 466

Hino Trucks are distributed in Australia by Hino Motor Sales Australia Pty Ltd A.C.N 064 989 724. All efforts have been made to ensure the information contained in this brochure was correct at time of printing or uploading. Hino Motor Sales Australia Pty Ltd reserves the right to alter any details of the specifications and equipment without notice. Hino in so far as it is permitted by law to do so, shall not be liable in any way as a result of any reliance placed by any person on anything contained in this brochure. You should therefore check with your authorised Hino dealer at the time of ordering our vehicle to ensure that colour, specifications, equipment, design features and options are available for the vehicle you are ordering. Please note that some options may only be available in combination with others. Authorised Hino dealers will on request provide up to date information on all accessories, design features, prices and availability. HB-500WC-08/2019